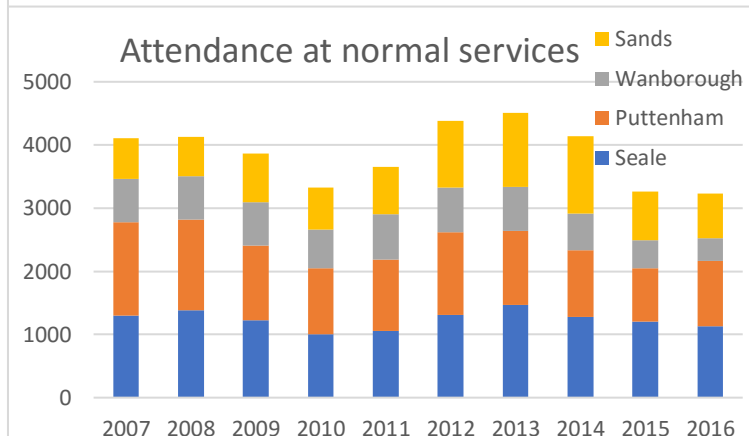
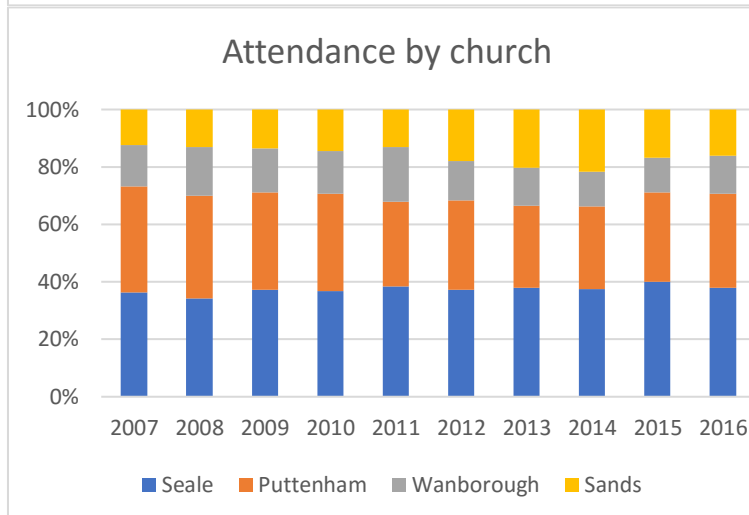
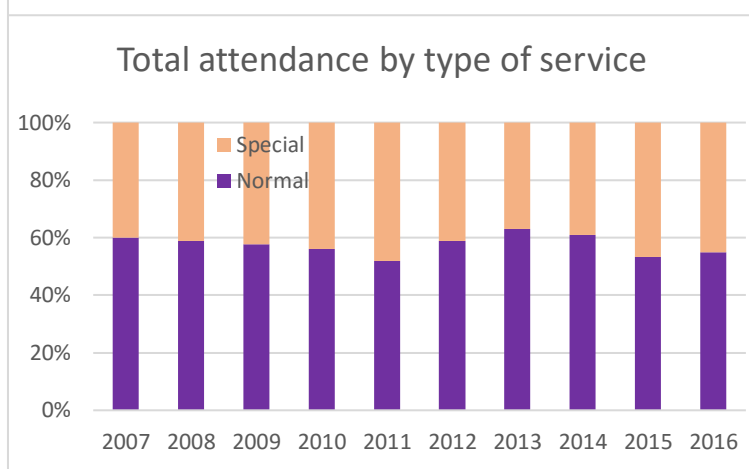
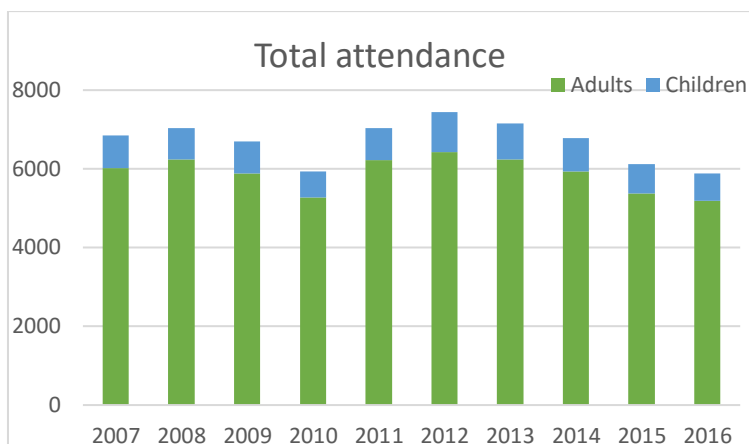


# Parish of Seale Puttenham and Wanborough

## Analysis of attendance 2016

### Total attendance

- For the fourth year in a row total parish attendance has fallen. At 5892, it was 4% lower than in 2015. But there were 3% fewer services.
- Children's attendance fell by 6%, and it accounted for just 12% of the total.
- 22% of services were 'special services', but they accounted for 45% of the annual attendance. (Special services are those held on festival days or to mark an event.) The proportions were broadly similar to those in 2015.
- Puttenham's share of the total attendance rose slightly to 33% and Seale's share fell a little to 38%. The shares of Wanborough and The Sands were little changed at 13% and 16% respectively.
- The annual attendance at normal services in the parish (special services excluded) was similar to that in 2015, even though there were 3% fewer services. At Puttenham there was a strong increase in attendance of 22%, reversing the fall of 20% in the previous year. At the other churches there were reductions: 6% at Seale, 20% at Wanborough and 8% at The Sands. In the cases of Seale and Wanborough the falls can be largely explained by fewer normal services having been held (7% and 17% fewer respectively).
- The trend in numbers of services held in the parish is shown on the last page of the report, where it can be seen that the number of services has reduced each year since a peak in 2012. The Sands has the highest number of services (64) because of the inclusion of the monthly Wednesday Communion and Toddler Services. Puttenham had 60 services (also in 2015), and Seale and Wanborough had 53 and 36 services (fewer than in 2015).



## Attendance at each type of service

### Seale

Attendance at the Communion Service has settled at close to 30 persons. The average numbers attending the Village/Family Service rose to 38, but only 3 of these services were held and they were discontinued mid-year. Morning Service attracted an average congregation of 27, fewer than in previous years. A Children's Service was introduced in September and 2 services by the end of the year had each drawn 19 adults and 12 children. There is no trend line yet. Evensong was discontinued at Seale.

### Puttenham

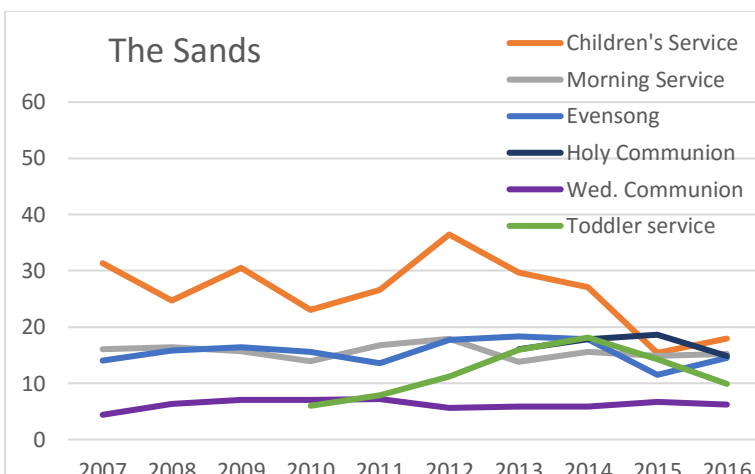
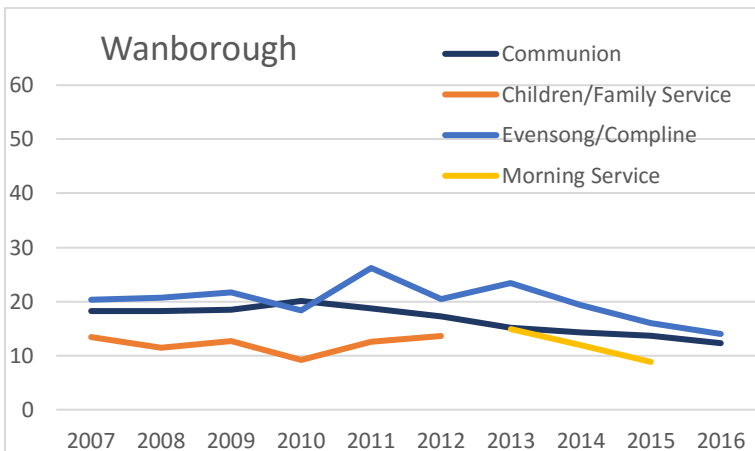
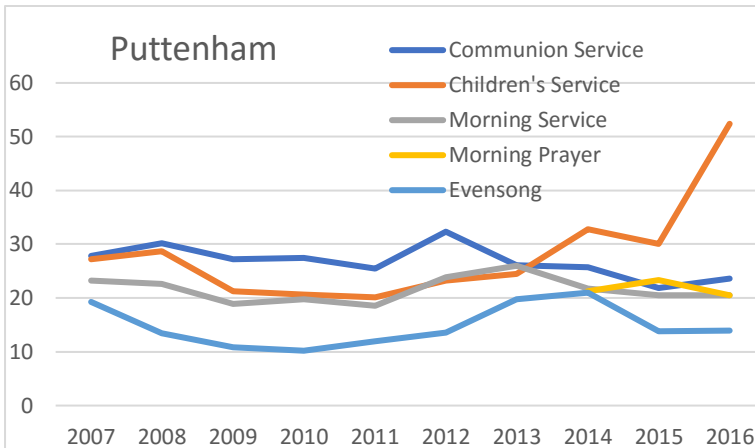
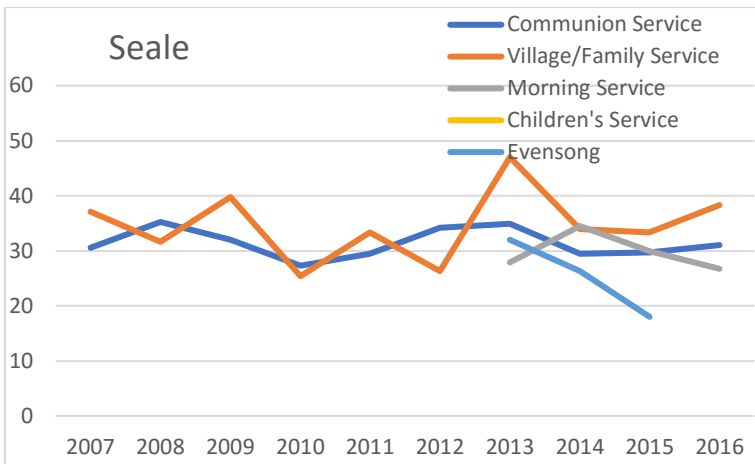
There was a recovery in congregation size at the Communion Service, now averaging 24 attendees. Five Children's Services were held with a rise in average attendance to 35 adults and 17 children, helped by one service that included two baptisms. If that service were excluded, the average would be 26 adults and 10 children, comparable with previous years. Morning Service and Morning Prayer each drew just over 20 people, little changed from previous years, and the decline in attendance at Evensong was arrested and remained steady at 14, albeit rather low.

### Wanborough

Just two types of service are now held at Wanborough, a 9am service (Communion Service or Holy Communion) and an evening service (Evensong or Compline). At both the congregation size continued to fall, as it has for several successive years, and now the average stands at about 13 people.

### The Sands

Attendance at Sunday services falls in the range 14 to 18 and, with the exception of the Children's Service, has changed little in recent years. The numbers at the Children's Service rose slightly to 18 on average but are only half of what they were at their peak in 2012. Attendance at the mid-week Communion was steady at about 6, but the Toddler Service attendance continued to decline to an average of 10.



## Attendance on 'normal' Sundays

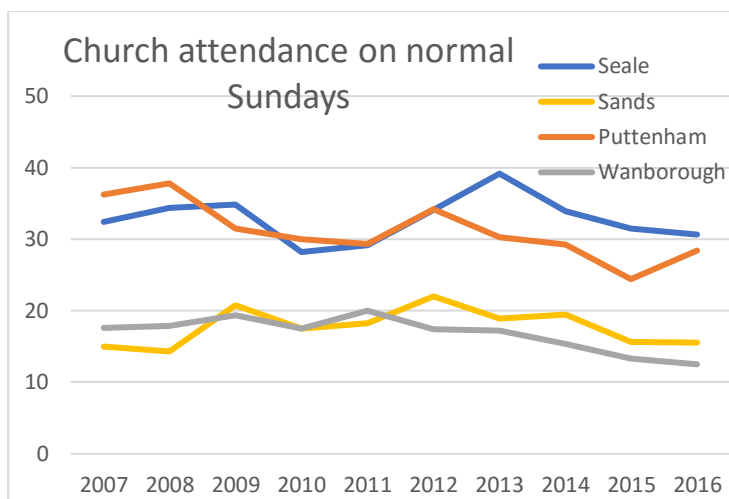
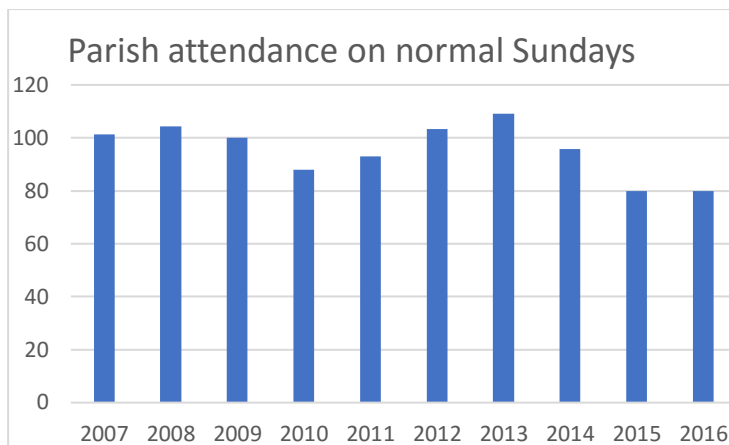
A 'normal' Sunday for an individual church is defined as one when there is at least one service held at the church and there is no Special Service drawing people from across the parish. In effect they are business-as-usual Sundays, though they include Sundays when a baptism is incorporated into a regular service. The computed parish attendance on a 'normal' Sunday covers all Sundays without a Special Service anywhere, regardless of whether each church has a service

- The average attendance on a normal parish Sunday was 80, unchanged from the previous year. This number is the lowest in a decade, and 27% lower than the peak in 2013.
- The attendance at Puttenham showed a recovery from its low point in 2015, though it remained lower than in other years in the past decade. In 2016 the average was 28.
- Attendance at Seale continued to decline slowly, now down to an average of 31.
- Attendance at Wanborough has trended gradually downwards for the past 6 years, and now averages 13 persons on a normal Sunday.
- Attendance at The Sands was unchanged.

## Special services

During the year 47 "special" services were held, two fewer than in 2015. Services with attendance exceeding 30 are shown in the adjacent table, which also shows the average attendance over the past five years.

- The Crib Services at Puttenham and Seale, together with the oneoff farewell service for Adrian Harbidge were the best attended.
- Excluding the farewell service, six services attracted attendance of over 100 (six also in 2015), and a further four had more than 70 attending (3 fewer than in 2015).
- Of the special services held routinely with attendance exceeding 35, twelve had higher attendance than the average over the past 5 years, but seventeen experienced lower support.



Attendance at Special services			Average of previous 5 years
Puttenham	Crib Service	180	138
Seale	Crib Service	176	240
Wanborough	Adrian's farewell Compline	170	-
Seale	Remembrance Service	123	135
Seale	Easter Family Service	116	76
Seale	Christmas Family Service	111	77
Parish	All Souls Service	104	97
Puttenham	9 Lessons & Carols	91	73
Wanborough	Carol Service	80	109
Puttenham	Remembrance Service	77	50
Sands	Marquee Service	75	76
Seale	Mothering Sunday	64	72
Seale	Parish Communion	63	-
Seale	Carol Service	62	100
Seale	Christmas Midnight Communion	62	78
Puttenham	Mothering Sunday	61	67
Seale	Patronal Festival	60	50
Puttenham	Christmas Family Communion	57	64
Seale	Harvest Festival	52	70
Sands	Patronal Festival	50	56
Puttenham	Gift Service	49	54
Parish	Advent Carols	48	39
Parish	Walking the Cross	48	45
Puttenham	Big Fish I	47	-
Puttenham	Easter Service	45	60
Puttenham	Big Fish II	45	-
Puttenham	Harvest Festival	44	48
Puttenham	Christmas Midnight Communion	43	39
Wanborough	Patronal Festival	41	57
Wanborough	Parish Communion	40	-
Puttenham	Big Fish III	38	-
Seale	Good Friday Devotion	38	18
Puttenham	Patronal Festival	35	50
Puttenham	Blessing of pets Service	33	35
Wanborough	Harvest Service	32	38

## Other services

In addition to the regular services there were two meetings for SPWS in 100 Lives with an average of 22 people. There were also 11 baptisms, 7 weddings, 12 funerals, and one Memorial Service held in the Parish. Neither these nor school services are included in the attendance data.

## Concluding remarks

- The report shows an overall continuing decline in church attendance in the parish.

- Attendance at normal services was generally lower at all but Puttenham, which seems to be experiencing a bit of a resurgence in attendance.
- The diminishing congregation at Wanborough must be of particular concern.
- The Big Fish services introduced in 2015 have been a continuing success in getting more children into Christian worship.
- The relatively much higher attendance at the popular 'special' services shows the potential catchment in the parish.

